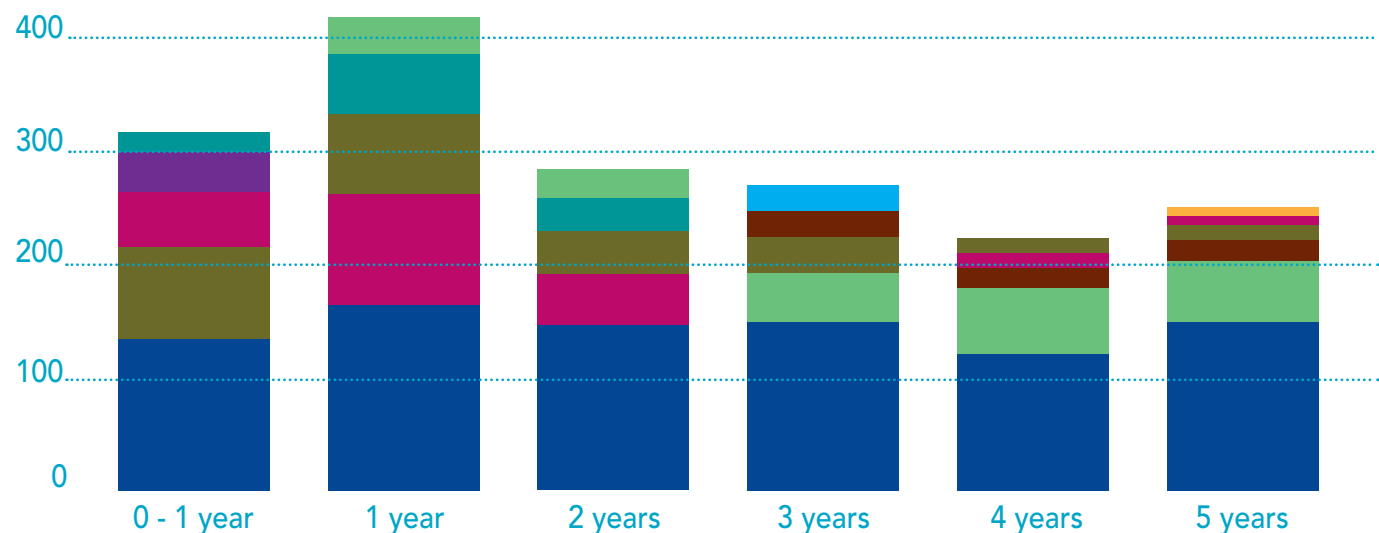


THE LEADING CAUSES OF INJURY HOSPITALIZATIONS BY AGE

Orange County Residents 0 - 5 years old, 2004 - 2006


N = 1,759 (Total Injury Hospitalizations = 2,197)



INJURY-RELATED DEATHS BY AGE AND CAUSE

Orange County Residents 0 - 5 years old, 2004 - 2006

N = 63



The Injury and Violence Prevention Program is a project of the California Chapter 4, American Academy of Pediatrics: achieving optimal health for all Orange County children by promoting pediatric excellence. VISION: A safe and healthy environment for children. MISSION: To increase the capacity of professionals and parents to prevent childhood injury and violence in accordance with National AAP injury and violence prevention policies.



PROFILE OF CHILDHOOD INJURIES — 0 - 5 YEARS

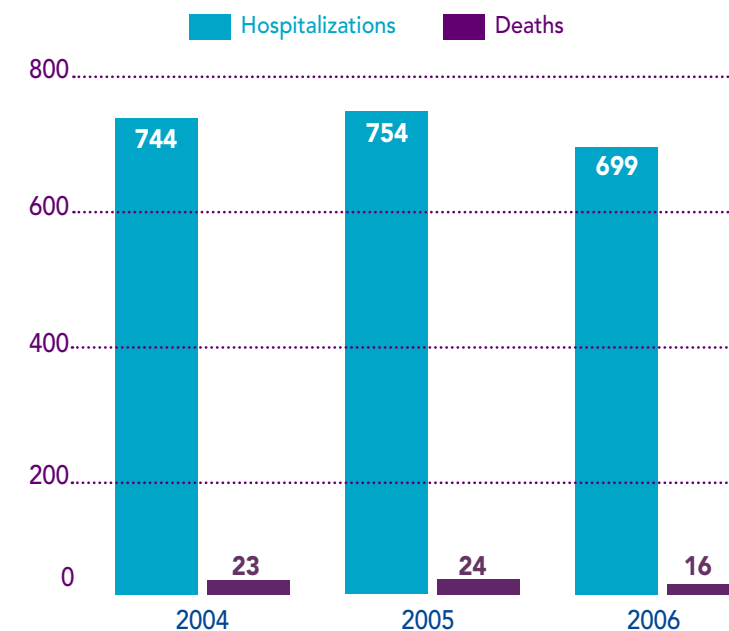
Injury facts: Orange County children 0-5 years¹

- 18,600 visits to the Emergency Department (2006).
- Each day, two children under 5 years seriously injured.
- Foreign body/suffocation, transportation, and poisoning are all in the top 5 for injury-related deaths and hospitalizations.
- Drowning: Most drownings occur in pools and spas that are not properly fenced.
- Homicide: These are children who die from child abuse inflicted by adults.
- Suffocation: These deaths occur in beds, cribs and couches, mostly among young infants. Safe sleep environments will prevent many of these deaths. Young children also suffocate from choking on small objects and foods.
- Transportation: These children are injured most often because they are backed over by a vehicle in a driveway, or run into the street. Or, they are in a car crash, often unrestrained or improperly restrained in the car seat.

Data analysis for this report was completed by Diane Winn, RN, MPH, Child Injury and Transportation Safety Research Group at the University of California, Irvine using data provided by the California Department of Health Services EPIC Branch.

Hospitalizations and Deaths Caused by Injury

Orange County Residents, 0-5 years old, 2004-2006



¹ State of California, Department of Health Services, Epidemiology and Prevention for Injury Control Branch

LEADING CAUSES OF INJURY-RELATED DEATH 0-5 YEARS

1. DROWNING
2. ASSAULT
2. FOREIGN BODY/SUFFOCATION
4. TRANSPORTATION
5. POISONING

LEADING CAUSES OF INJURY HOSPITALIZATION 0-5 YEARS

1. FALLS
2. FOREIGN BODY/SUFFOCATION
3. FIRE/BURNS
4. TRANSPORTATION
5. POISONING

INJURIES RESULTING IN HOSPITALIZATION OR DEATH BY MECHANISM

Orange County Residents 0 - 5 years old, 2004 - 2006

N = 2,260 (63 deaths)

